



# JAPANESE PEBBLES



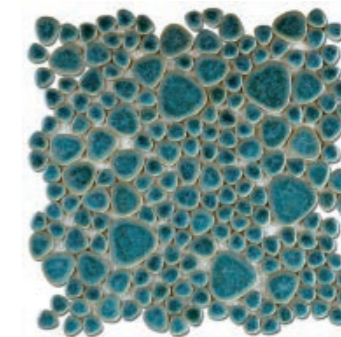

The Japanese pebble - mosaic enameled in stoneware - creates this very sought after zen atmosphere.

Its resistance and easiness to fit allow it to be in any room:

bathroom, swimming pool, spa... It immediately gives a relaxing vibe.

Available in matte, glossy and crackled colours, the pebbles are placed on a mesh of 26x26 cm.

The sheets are nestable and easily fitted like a normal tile. ■





# Japanese pebbles, Zen, pure, relaxing...

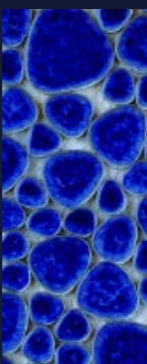


The Japanese spirit will blow in your house and will keep its intensity as this trend is not about to run out of puff. ■

Crackled - p. 151



Glossy - p. 152



Matte - p. 154




# CRACKLED

**New**  
**SOLD**  
**PER PIECE**


Sheet 26 x 26 cm  
Thickness: 5 mm  
Box of 14 sheets



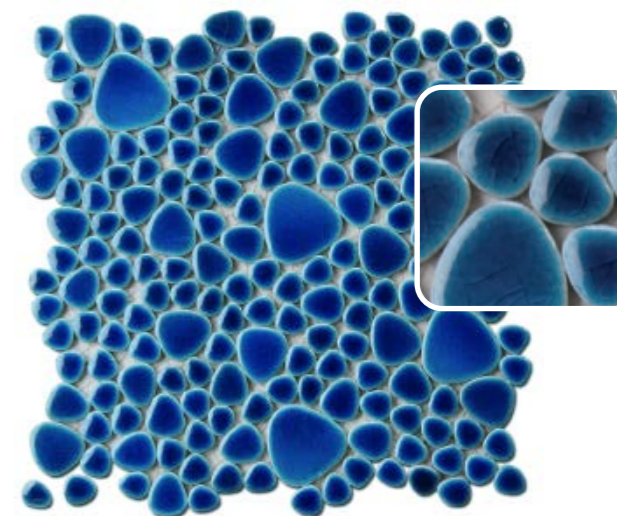
CRACKLED SAND N°10  
JAG2626D15 **3E B**  
JAG2626D15P **3D P**



CRACKLED LIGHT BLUE N°13  
JAG2626D13 **3E B**  
JAG2626D13P **3D P**



CRACKLED TURQUOISE GREEN N°01  
JAG2626D14 **3E B**  
JAG2626D14P **3D P**

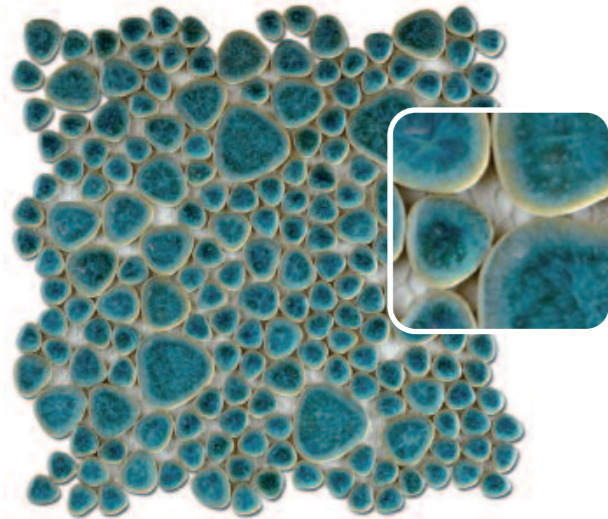


CRACKLED CHINESE BLUE N°02  
JAG2626D16 **3E B**  
JAG2626D16P **3D P**


# GLOSSY

Sheet 26 x 26 cm  
Thickness: 5 mm  
Box of 14 sheets

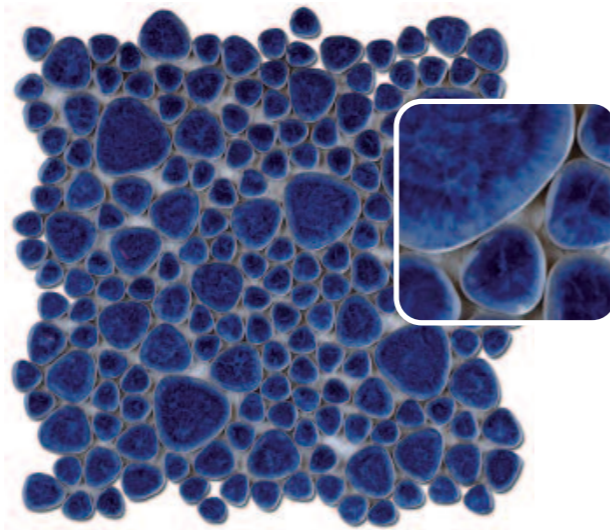
**New**  
**SOLD PER PIECE**




LAGOON GREEN N°20  
JAG2626D09 **1E B**  
JAG2626D09P **2E P**




SPECKLED BLACK N°110  
JAG2626D03 **1E B**  
JAG2626D03P **2E P**





AZUR BLUE N°38  
JAG2626D11 **1E B**  
JAG2626D11P **2E P**



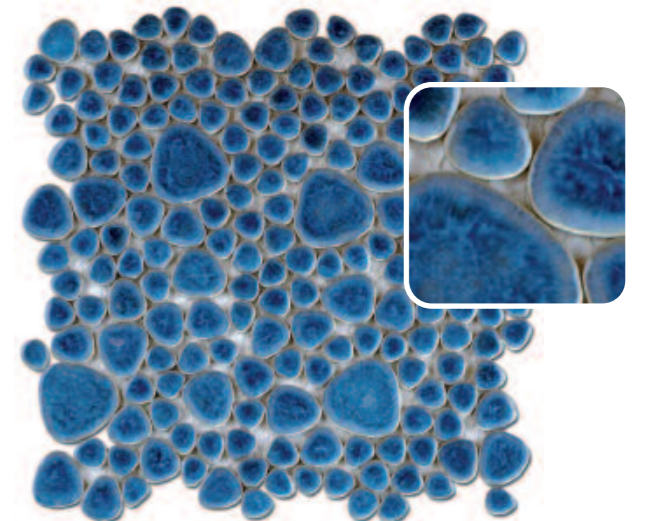
PANTHER BLACK N°121  
JAG2626D04 **1E B**  
JAG2626D04P **2E P**



RED N°15  
JAG2626D18 **3E B**  
JAG2626D18P **3D P**



CHINESE BLUE N°18  
JAG2626D08 **1E B**  
JAG2626D08P **2E P**



CELESTIAL BLUE N°17  
JAG2626D05 **1E B**  
JAG2626D05P **2E P**




# MATTE

Sheet 26 x 26 cm

Thickness: 5 mm


Box of 14 sheets



MATTE WHITE N°100

JAG2626D01 **1E B**


JAG2626D01P **2E P**



MATTE IVORY N°173

JAG2626D07 **1E B**

JAG2626D07P **2E P**



MATTE ANTHRACITE N°101

JAG2626D02 **1E B**

JAG2626D02P **2E P**

**New**  
**SOLD**  
**PER PIECE**



### Specialist's advice: How to fit them?

Coat your floor or wall with mortar with a fine-tooth comb (to avoid getting mortar between the pebbles).

Fit the Japanese pebble sheets making sure they are as close to each other as possible. (If the sheets are not fitted close enough to each other then lines between them will appear when making the joints). Fill all the remaining spaces with loose pebbles. The next day, make the joints with a liquid mix to make it easier.

Clean with warm clear water to remove the marks of mortar. ■